

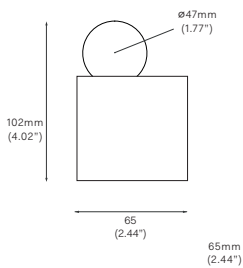


BRASS ARCHITECTURAL COLLECTION
D1 WALL LIGHT, 2022

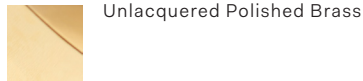
Polished Brass
Borosilicate opaline glass



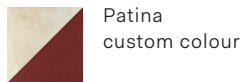
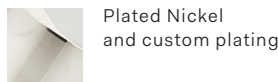
OVERALL DIMENSIONS



STANDARD MATERIAL/FINISH



CUSTOM FINISHES



CLEANING INSTRUCTIONS

Before cleaning, lighting fixtures must be turned off and unplugged from mains electricity. Whilst cleaning please take care and use the gloves provided.

Polished Brass: As the item is unlacquered it will naturally oxidise and darken. Upon touching the items without gloves, fingerprints are likely to occur and leave marks. Use a good quality brass cleaning liquid and follow the product instructions using the extra soft dust cloth. Do not apply pressure on persistent marks. Remove them using repeated gentle motions and by reapplying the brass cleaning liquid.

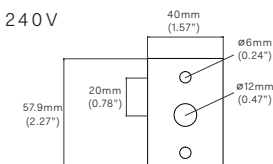
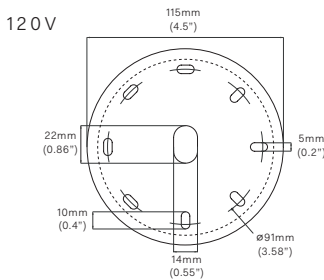
Plated Finish: Use a lightly damp soft dust cloth and gently go over marks until clean. Dry it afterwards with a soft dust cloth.

Patinated Finish: Use a dry soft dust cloth and gently go over marks until clean. The brass patina is achieved through an artisanal technique of applying pigments by hand during a hot patination process. Through this alchemic process, the brass is transformed whilst retaining the material's inherent qualities. It will mature and change overtime. The manner and speed in which it will change will depend on the environment, handling and the level and frequency of maintenance. Verdigris can also appear when the copper in the brass begins to oxidise.

Opaline Glass: Remove the opaline glass from the product. Using a lightly damp cloth, clean only the outside of the sphere. Only put the glass sphere back on the product once it is fully dry.

BACKPLATE DIMENSIONS

Mounting screws not included.



LIGHT SOURCE SPECIFICATIONS

120V G9 2W LED / 210lm / 2700K / 80CRI
240V G9 2.5W LED / 230lm / 2700K / 95CRI
Maximum wattage: 5W

PRODUCT SPECIFICATIONS

Input voltage: 120V / 240V
Maximum wattage: 5W
120V / 240V dimmable LED triac
Product weight: 1kg
IP 20 Indoor use only
(suitable for bathroom Zone 3)

120V version supplied with paintable junction box cover.