

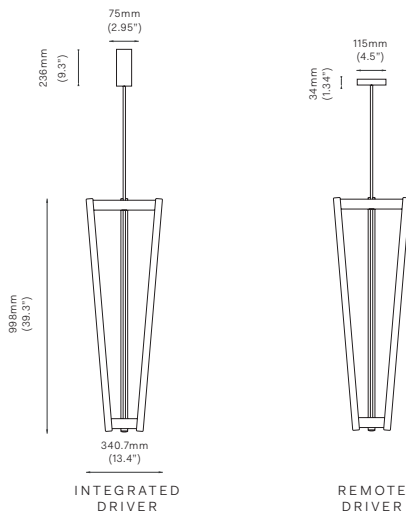


TUBE CHANDELIER
PENDANT, 2006

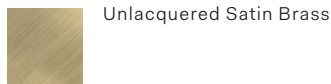
2024 LOW VOLTAGE UPDATE
Satin Brass
Pendant rod length to order



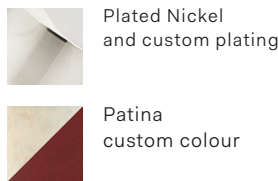
OVERALL DIMENSIONS



STANDARD MATERIAL/FINISH



CUSTOM FINISHES



CLEANING INSTRUCTIONS

Before cleaning, lighting fixtures must be turned off and unplugged from mains electricity. Whilst cleaning please take care and use the gloves provided.

Satin Brass: Use a Scotch Brite pad and gently rub the pad in the direction of the grain. Repeat until the natural patina is removed. On rubbing the Scotch Brite to the brass, grains will occur. The colour of the product will temporarily get lighter until it re-oxidises.

Plated Finish: Use a lightly damp soft dust cloth and gently go over marks until clean. Dry it afterwards with a soft dust cloth.

Patinated Finish: Use a dry soft dust cloth and gently go over marks until clean. The brass patina is achieved through an artisanal technique of applying pigments by hand during a hot patination process. Through this alchemical process, the brass is transformed whilst retaining the material's inherent qualities. It will mature and change overtime. The manner and speed in which it will change will depend on the environment, handling and the level and frequency of maintenance. Verdigris can also appear when the copper in the brass begins to oxidise.

Opaline Glass: Remove the opaline glass from the product. Using a lightly damp cloth, clean only the outside of the sphere. Only put the glass sphere back on the product once it is fully dry.

LIGHT SOURCE SPECIFICATIONS

Integrated LED 20W / 1000mm Ø 28mm
815lm / 2350K / 90CRI

PRODUCT SPECIFICATIONS

Input voltage: 120V / 240V
Total light output:
2445lm / 2350K / 90CRI
Maximum wattage: 60W
120V / 240V dimmable LED Triac,
0/10V or Dali 2
Product weight: 7kg
IP 20 Indoor use only
(suitable for bathroom Zone 3)

Please supply required drop length of fixture, measured from the ceiling to bottom fitting at time of order.

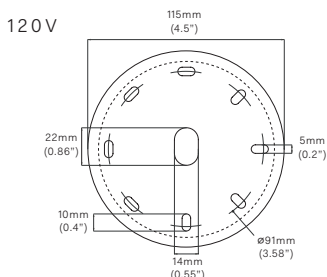
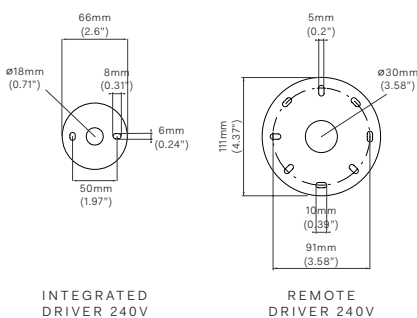
Integrated driver:
Minimum total drop length: 1270mm
Maximum total drop length: 3205mm
Please allow 25mm tolerance of drop length.

Remote driver:
Minimum total drop length 1060mm
Maximum total drop length 2995mm
Please allow 25mm tolerance of drop length.

120V version supplied with paintable junction box cover.

BACKPLATE DIMENSIONS

Mounting screws not included



sales@michaelanastassiades.com

© 2025 Michael Anastassiades Ltd. All rights reserved.

Michael Anastassiades' design philosophy is to preserve the inherent qualities of given materials. All of our products are handmade and come in natural finishes, exposed to the elements without any protective lacquers. We look at oxidation as part of a process that adds to the patina of an object, increasing beauty with time. We try our best for all goods to leave our premises in pristine condition, but sometimes products may arrive with minor oxidation marks. Whilst every effort is made to ensure an accurate representation of product colours, finishes and dimensions, Michael Anastassiades Ltd reserves the right to alter these details without notice, in compliance with its own production needs, technological changes or in response to the current market needs. Colour swatches are for reference only; Michael Anastassiades Ltd cannot guarantee exact colour match for any product finishes. All designs are protected under copyright law. Michael Anastassiades holds the exclusive manufacturing and distribution rights worldwide. Copying will be prosecuted.