

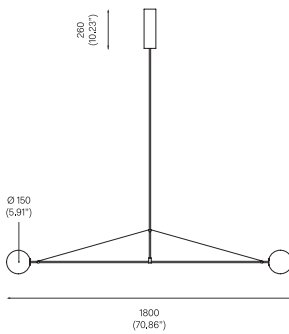


MOBILE CHANDELIER 2
PENDANT, 2008


Black Patinated Brass
Mouth blown opaline spheres
Pendant rod length to order




OVERALL DIMENSIONS



STANDARD MATERIAL/FINISH



CUSTOM FINISHES



CLEANING INSTRUCTIONS

Before cleaning, lighting fixtures must be turned off and unplugged from mains electricity. Whilst cleaning please take care and use the gloves provided.

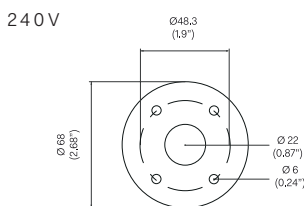
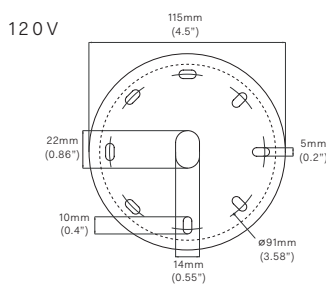
Patinated Finish: Use a dry soft dust cloth and gently go over marks until clean. The brass patina is achieved through an artisanal technique of applying pigments by hand during a hot patination process. Through this alchemic process, the brass is transformed whilst retaining the material's inherent qualities. It will mature and change overtime. The manner and speed in which it will change will depend on the environment, handling and the level and frequency of maintenance. Verdigris can also appear when the copper in the brass begins to oxidise.

Satin Brass: As the item is unlacquered it will naturally oxidise and darken. Upon touching the items without gloves, fingerprints are likely to occur and leave marks. Use a good quality brass cleaning liquid and follow the product instructions using the extra soft dust cloth. Do not apply pressure on persistent marks. Remove them using repeated gentle motions and by reapplying the brass cleaning liquid.

Opaline Glass: Remove the opaline glass from the product. Using a lightly damp cloth, clean only the outside of the sphere. Only put the glass sphere back on the product once it is fully dry.

BACKPLATE DIMENSIONS

Mounting screws not included.



LIGHT SOURCE SPECIFICATIONS

Integrated LED 9W for Ø150mm sphere
750lm / 2700K / 80CRI

PRODUCT SPECIFICATIONS

Input voltage: 120V / 240V
Maximum wattage: 18W
120V / 240V dimmable 0/10V (DALI2 or Casambi on request)
Product weight: 15kg
IP 20 Indoor use only (suitable for bathroom Zone 3)

Please supply required drop length of fixture, measured from the ceiling to bottom of fitting at time of order.

Minimum total drop length 588mm.
Maximum total drop length 2358mm.
Maximum total drop length with extension rod 4378mm.
Please allow 25mm tolerance of drop length.

120V version supplied with paintable junction box cover.

Due to the handmade nature of this product dimensions may vary up to 10% for balancing purposes.