

# Bombori

## Design:

TIME & STYLE *ē*dition  
MADE IN JAPAN  
2020



## TIME & STYLE *ē*dition

+ info: <https://www.depadova.com/materials.pdf>

De Padova srl - info@depadova.it

### PENDANT AND FLOOR LAMPS

#### Materials

Interior frame  
natural solid Japanese cedarwood.

#### Lampshade

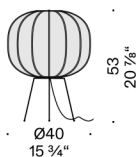
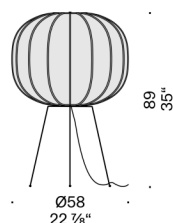
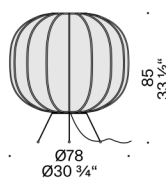
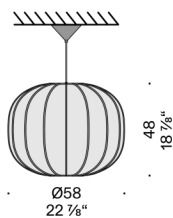
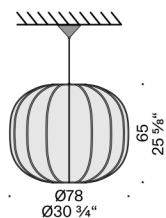
in Japanese paper (washi) with frame in natural solid Japanese cedarwood.

#### Feet

black powder-coated steel.

#### Control

Floor version: dimmer integrated. Pendant version: dimmer not included.



#### Floor version

##### EU

INPUT  
BULB 220÷240V - 50/60Hz  
LED E27, max 21W

##### USA

INPUT  
BULB 100÷120V - 50/60Hz  
LED E26, max 21W



#### Pendant version

##### EU

INPUT  
BULB 220÷240V - 50/60Hz  
LED E27, max 21W

##### USA

INPUT  
BULB 100÷120V - 50/60Hz  
LED E26, max 21W



# Bombori

## Design:

TIME & STYLE édition  
MADE IN JAPAN  
2020



## TIME & STYLE édition

+ info: <https://www.depadova.com/materials.pdf>

De Padova srl - info@depadova.it

### LAMPADE A SOSPENSIONE E DA TERRA

#### Materiali

Struttura interna  
massello di cedro giapponese naturale.

#### Paralume

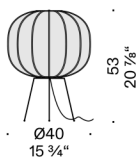
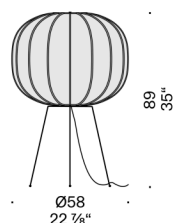
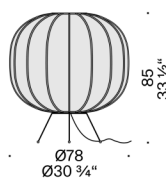
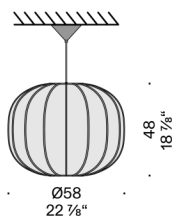
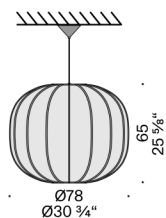
carta giapponese (washi) con telaio in massello di cedro giapponese naturale.

#### Piedini

acciaio verniciato a polvere colore nero.

#### Controllo

Versione da terra: dimmer integrato. Versione a sospensione: dimmer non incluso.



#### Floor version

##### EU

INPUT  
BULB 220÷240V - 50/60Hz  
LED E27, max 21W

##### USA

INPUT  
BULB 100÷120V - 50/60Hz  
LED E26, max 21W



#### Pendant version

##### EU

INPUT  
BULB 220÷240V - 50/60Hz  
LED E27, max 21W

##### USA

INPUT  
BULB 100÷120V - 50/60Hz  
LED E26, max 21W



# Bombori

## Design:

TIME & STYLE édition  
MADE IN JAPAN  
2020



TIME & STYLE édition

+ info: <https://www.depadova.com/materials.pdf>  
De Padova srl - info@depadova.it

## LAMPES SUSPENDUES ET SUR PIED

### Matériaux

Structure interne  
massif de cèdre japonais naturel.

### Abat-jour

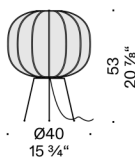
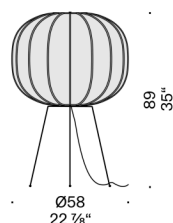
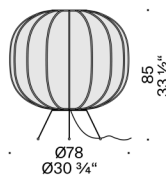
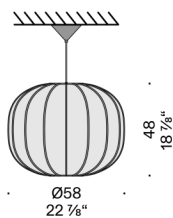
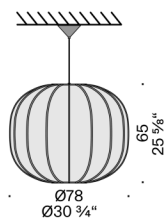
papier japonais (washi) avec cadre en massif de cèdre japonais naturel.

### Pieds

acier peint à poudre noir.

### Contrôle

Version sur pied : gradateur intégré. Version à suspension : gradateur non inclus.



### Floor version

#### EU

INPUT  
BULB 220÷240V - 50/60Hz  
LED E27, max 21W

#### USA

INPUT  
BULB 100÷120V - 50/60Hz  
LED E26, max 21W



### Pendant version

#### EU

INPUT  
BULB 220÷240V - 50/60Hz  
LED E27, max 21W

#### USA

INPUT  
BULB 100÷120V - 50/60Hz  
LED E26, max 21W



# Bombori

## Design:

TIME & STYLE édition  
MADE IN JAPAN  
2020



## TIME & STYLE édition

+ info: <https://www.depadova.com/materials.pdf>

De Padova srl - info@depadova.it

## HÄNGE- UND STEHLEUCHTEN

### Materialien

Innengestell  
aus japanischem Naturzedernholz massiv.

### Lampenschirm

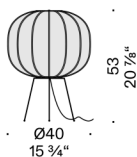
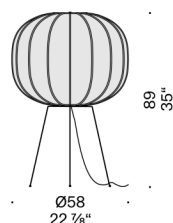
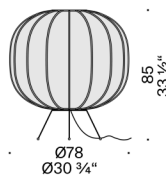
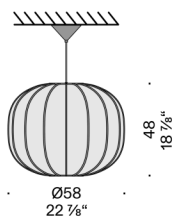
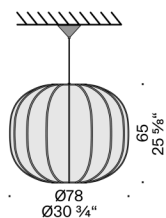
Japanpapier (Washi) mit Gestell aus japanischem Naturzedernholz massiv.

### FüÙe

Stahl mit Pulverlackierung, schwarz.

### Steuerung

Stehleuchte Version: Dimmer integriert. Hängeleuchte Version: Dimmer nicht enthalten.



### Floor version

#### EU

INPUT  
BULB 220÷240V - 50/60Hz  
LED E27, max 21W

#### USA

INPUT  
BULB 100÷120V - 50/60Hz  
LED E26, max 21W



### Pendant version

#### EU

INPUT  
BULB 220÷240V - 50/60Hz  
LED E27, max 21W

#### USA

INPUT  
BULB 100÷120V - 50/60Hz  
LED E26, max 21W



# Bombori

## Design:

TIME & STYLE ědition  
MADE IN JAPAN  
2020



TIME & STYLE ědition

+ info: <https://www.depadova.com/materials.pdf>

De Padova srl - info@depadova.it

## LÁMPARAS DE SUSPENSIÓN O DE PIE

### Materiales

Estructura interior  
madera maciza de cedro japonés natural.

### Pantalla

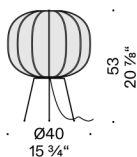
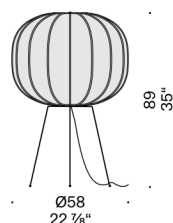
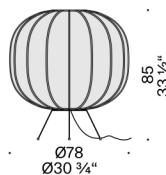
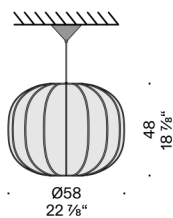
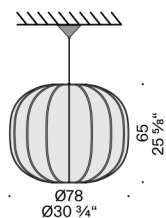
papel japonés (washi) con marco de cedro japonés macizo natural.

### Pies

acero pintado en polvo color negro.

### Control

Versión de pie: dimmer integrado. Versión de suspensión: dimmer no incluido.



### Floor version

#### EU

INPUT  
BULB 220÷240V - 50/60Hz  
LED E27, max 21W

#### USA

INPUT  
BULB 100÷120V - 50/60Hz  
LED E26, max 21W



### Pendant version

#### EU

INPUT  
BULB 220÷240V - 50/60Hz  
LED E27, max 21W

#### USA

INPUT  
BULB 100÷120V - 50/60Hz  
LED E26, max 21W

