

# Lantern

## Design:

TIME & STYLE ědition  
MADE IN JAPAN  
2020

TIME & STYLE ědition

+ info: <https://www.depadova.com/materials.pdf>  
De Padova srl - info@depadova.it



## PENDANT AND FLOOR LAMPS

### Materials

Interior frame  
plate in electrophoretic painted stainless steel.

### Lampshade

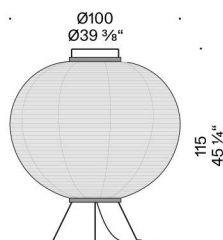
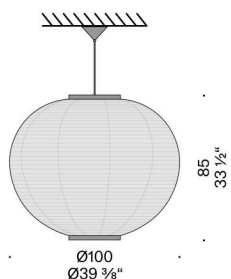
in Japanese paper (washi) with steel wire, which is pre-covered with Japanese paper (washi). Edge in natural lime wood.

### Feet

electrophoretic painted steel, black coloured.

### Control

Floor version: dimmer integrated. Pendant version: dimmer not included.



### Floor version

#### EU

INPUT  
BULB 220÷240V - 50/60Hz  
LED E27, max 21W

#### USA

INPUT  
BULB 100÷120V - 50/60Hz  
LED E26, max 21W



### Pendant version

#### EU

INPUT  
BULB 220÷240V - 50/60Hz  
LED E27, max 21W

#### USA

INPUT  
BULB 100÷120V - 50/60Hz  
LED E26, max 21W



# Lantern

## Design:

TIME & STYLE édition  
MADE IN JAPAN  
2020

TIME & STYLE édition

+ info: <https://www.depadova.com/materials.pdf>  
De Padova srl - info@depadova.it



## LAMPADE A SOSPENSIONE E DA TERRA

### Materiali

Struttura interna  
piastra in acciaio inox verniciato per cataforesi

### Paralume

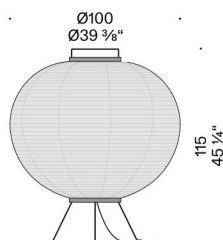
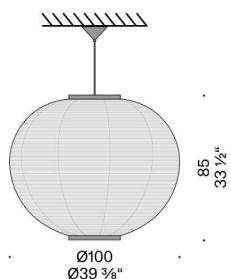
carta giapponese (washi) con filo di acciaio pre-rivestito di carta giapponese (washi). Bordo in tiglio naturale.

### Piedini

acciaio verniciato per cataforesi colore nero.

### Controllo

Versione da terra: dimmer integrato. Versione a sospensione: dimmer non incluso.



### Floor version

#### EU

INPUT  
BULB 220÷240V - 50/60Hz  
LED E27, max 21W

#### USA

INPUT  
BULB 100÷120V - 50/60Hz  
LED E26, max 21W



### Pendant version

#### EU

INPUT  
BULB 220÷240V - 50/60Hz  
LED E27, max 21W

#### USA

INPUT  
BULB 100÷120V - 50/60Hz  
LED E26, max 21W



# Lantern

## Design:

TIME & STYLE édition  
MADE IN JAPAN  
2020

TIME & STYLE édition

+ info: <https://www.depadova.com/materials.pdf>  
De Padova srl - info@depadova.it



## LAMPES SUSPENDUES ET SUR PIED

### Matériaux

Structure interne  
plaque en acier inox laquée pour cataphorèse.

### Abat-jour

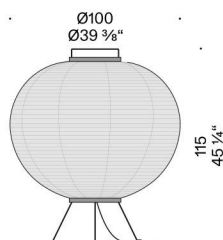
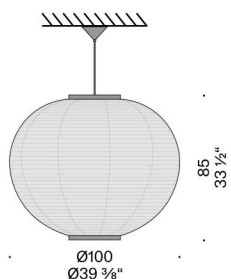
papier japonais (washi) avec fil en acier recouvert de papier japonais ( washi).  
Bord en tilleul naturel.

### Pieds

acier laqué pour cataphorèse couleur noir.

### Contrôle

Version sur pied : gradateur intégré. Version à suspension : gradateur non inclus.



### Floor version

EU	USA
INPUT BULB 220÷240V - 50/60Hz LED E27, max 21W	INPUT BULB 100÷120V - 50/60Hz LED E26, max 21W



### Pendant version

EU	USA
INPUT BULB 220÷240V - 50/60Hz LED E27, max 21W	INPUT BULB 100÷120V - 50/60Hz LED E26, max 21W



# Lantern

## Design:

TIME & STYLE édition  
MADE IN JAPAN  
2020

TIME & STYLE édition

+ info: <https://www.depadova.com/materials.pdf>  
De Padova srl - info@depadova.it



## HÄNGE- UND STEHLEUCHTEN

### Materialien

Innengestell  
Platte aus elektrophoretisch lackiertem Edelstahl.

### Lampenschirm

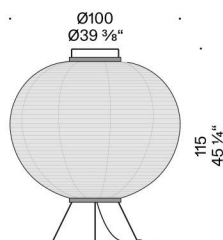
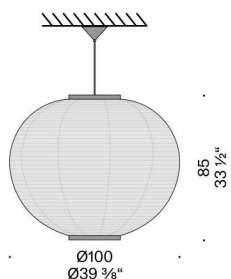
Japanpapier (Washi) mit Stahldraht, der mit Japanpapier (Washi) vorbeschichtet ist. Kante aus Naturlindenholz.

### FüÙe

elektrophoretisch lackierter Stahl, schwarz.

### Steuerung

Stehleuchte Version: Dimmer integriert. Hängeleuchte Version: Dimmer nicht enthalten.



### Floor version

#### EU

INPUT  
BULB 220÷240V - 50/60Hz  
LED E27, max 21W

#### USA

INPUT  
BULB 100÷120V - 50/60Hz  
LED E26, max 21W



### Pendant version

#### EU

INPUT  
BULB 220÷240V - 50/60Hz  
LED E27, max 21W

#### USA

INPUT  
BULB 100÷120V - 50/60Hz  
LED E26, max 21W



# Lantern

## Design:

TIME & STYLE édition  
MADE IN JAPAN  
2020

TIME & STYLE édition

+ info: <https://www.depadova.com/materials.pdf>  
De Padova srl - info@depadova.it



## LÁMPARAS DE SUSPENSIÓN O DE PIE

### Materiales

Estructura interior  
placa en acero inox lacado para cataforesis.

### Pantalla

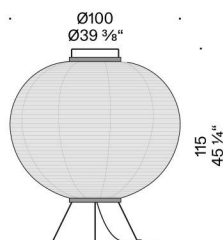
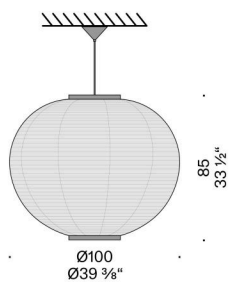
papel japonés (washi) con hilo en acero pre-revestido de papel japonés (washi). Canto en tilo natural

### Pies

acero lacado por cataforesis color negro

### Control

Versión de pie: dimmer integrado. Versión de suspensión: dimmer no incluido.



### Floor version

EU	USA
INPUT BULB 220÷240V - 50/60Hz LED E27, max 21W	INPUT BULB 100÷120V - 50/60Hz LED E26, max 21W



### Pendant version

EU	USA
INPUT BULB 220÷240V - 50/60Hz LED E27, max 21W	INPUT BULB 100÷120V - 50/60Hz LED E26, max 21W

